

MAST SYSTEM



FEATURES

The Mast collection, drawing inspiration from industrial piping, offers customization options at a new level. The flexibility of the Mast will meet all your creative needs. Design intricate forms moving different directions along your surface with this modern take on traditional track lights.

The low voltage modular system suits various lighting applications ranging from residential accent focal lighting usage to restaurant and retail store purposes. Using soft lines, this unobstructed lighting system delivers light where it is needed.

NUMBER	36499-01
WATTS	27.5W Integrated LED
BEAM ANGLE	110°
KELVIN	3000K
DELIVERED LUMENS	390lm
CRI	90+
DIMMING	TRIAC Standard, 0-10V is consult factory
INPUT VOLTAGE	24V
ADJUSTABLE HEAD	N/A
COLOR	Black
DIMENSION	11.81"L x 0.68"W x 0.75"H

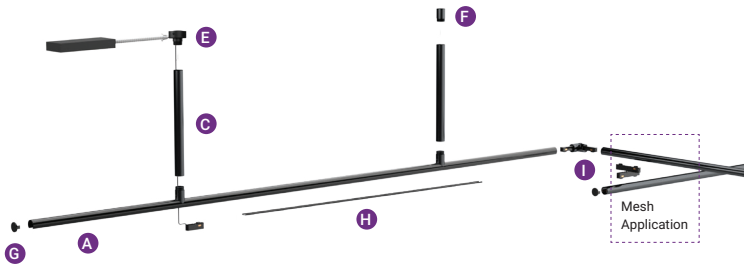
SHOWN: 24 Lens

CERTIFICATIONS

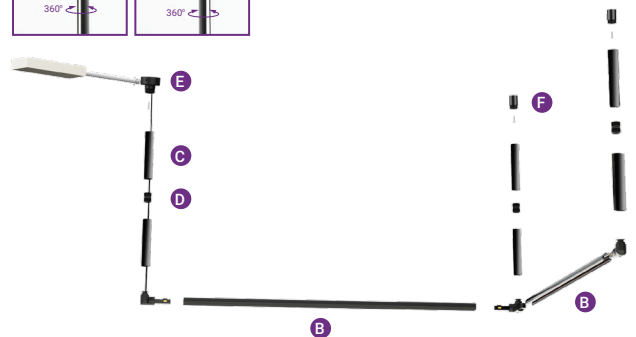


TRACK CONNECTION OPTIONS

TT CONNECTION/FIXED TRACK



ITI CONNECTION/ADJUSTABLE TRACK



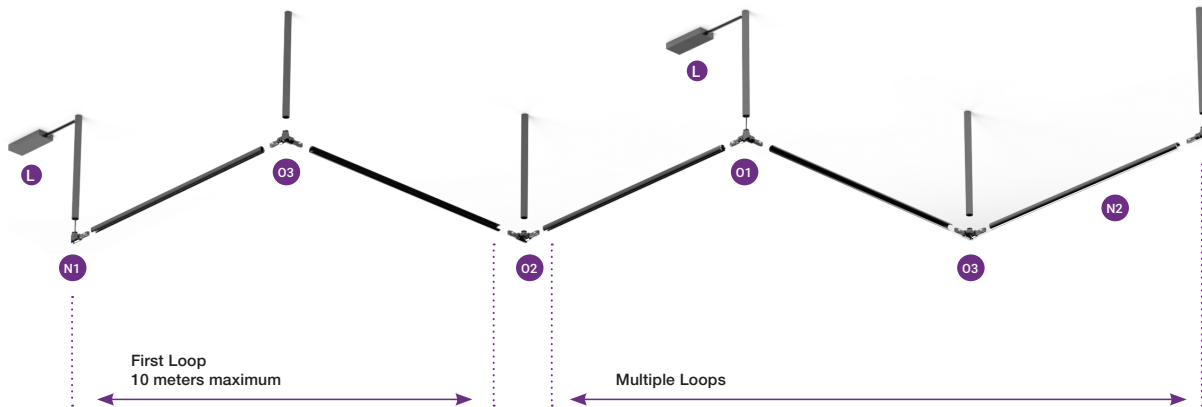
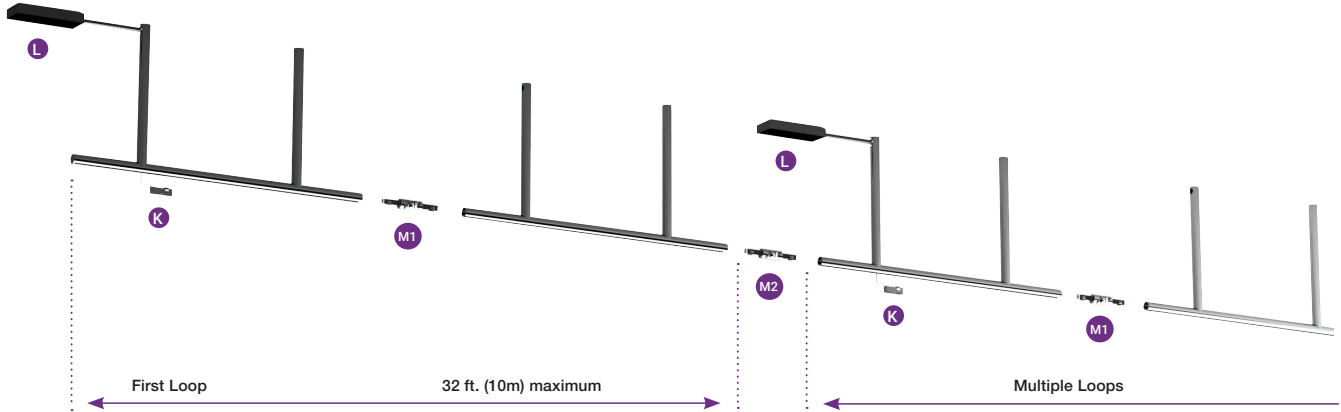
<p>A Fixed - 36", 72"</p>	<p>B Adjustable - 12", 36"</p>	<p>C Extension Tube (12", 24", 36")</p>	<p>D Connecting Tube</p>	<p>E Fixed Base (w. Power Feed)</p>
<p>F Fixed Base</p>	<p>G End Cap</p>	<p>H Blank Cover</p>	<p>I Mesh Connector</p>	<p>J Surface Mount Base</p>

LOOP CONNECTIONS

1. Max wattage per 24V DC loop is 150W.
2. Max length of track per loop is 32ft. (10m) and 6ft. (1.8m) for max cable length between driver and power.
3. Dimming modules are compatible to PWM dimming driver only.
4. IMPORTANT: To use drivers that are not on the recommended list, a compatibility test is required before installation.

MAX 6ft. (1.8m)

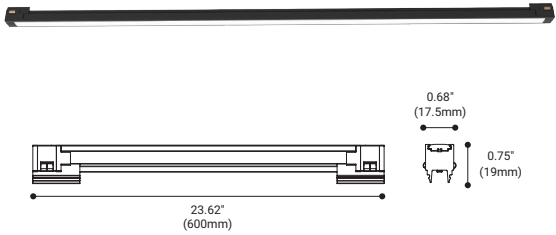
Length from K to M1



K Adaptor 76.32" (w. Power Cord) 	M1 I-Connector (w. Circuit) 	M2 I-Connector (w/o. Circuit) 	N1 L-Connector (w. Power Cord) 	N2 L-Connector (w/o. Power Cord) 	
L 24V DC Driver 96W 	O1 T-Connector (w. Power Cord) 	O2 T-Connector (w/o. Circuit) 	O3 T-Connector (w. Circuit) 	P1 Pendant + Kit + Power Cord 	P2 Pendant Kit

MODULES CONT'D

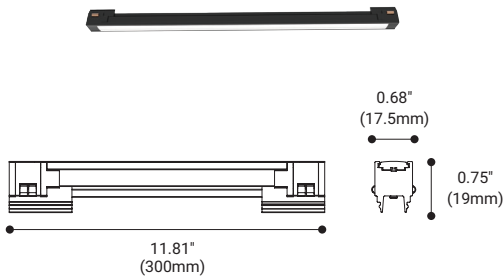
24" LED LENS



MODULE SPECIFICATIONS

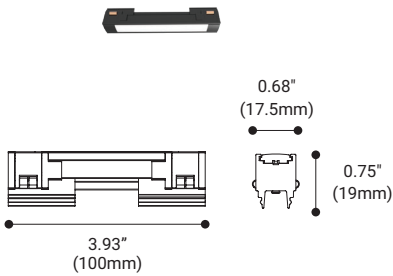
NUMBER	36500-01
WATTS	27.5W Integrated LED
BEAM ANGLE	110°
KELVIN	3000K
DELIVERED LUMENS	710lm
CRI	90+
DIMMING	TRIAC Standard, 0-10V is consult factory
INPUT VOLTAGE	24V
ADJUSTABLE HEAD	N/A
COLOR	Black
DIMENSION	23.62"L x 0.68"W x 0.75"H

12" LED LENS



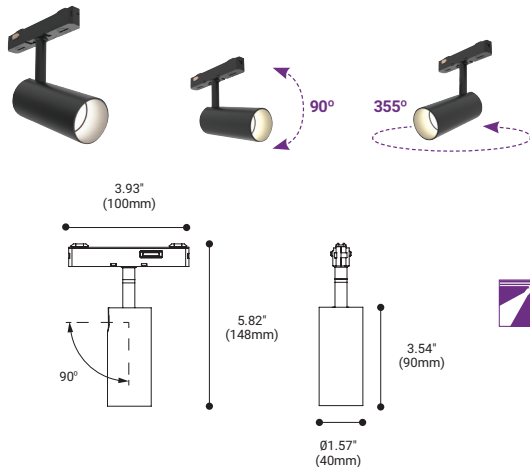
NUMBER	36499-01
WATTS	27.5W Integrated LED
BEAM ANGLE	110°
KELVIN	3000K
DELIVERED LUMENS	390lm
CRI	90+
DIMMING	TRIAC Standard, 0-10V is consult factory
INPUT VOLTAGE	24V
ADJUSTABLE HEAD	N/A
COLOR	Black
DIMENSION	11.81"L x 0.68"W x 0.75"H

6W GLOW BAR



NUMBER	36498-01
WATTS	2W Integrated LED
BEAM ANGLE	110°
KELVIN	3000K
DELIVERED LUMENS	130lm
CRI	90+
DIMMING	TRIAC Standard, 0-10V is consult factory
INPUT VOLTAGE	24V
ADJUSTABLE HEAD	N/A
COLOR	Black
DIMENSION	3.93"L x 0.68"W x 0.75"H

SPOT LENS



NUMBER	36512-01
WATTS	6.4W Integrated LED
BEAM ANGLE	20°
KELVIN	3000K
DELIVERED LUMENS	330lm
CRI	90+
DIMMING	TRIAC Standard, 0-10V is consult factory
INPUT VOLTAGE	24V
ADJUSTABLE HEAD	90°, 355°
COLOR	Black
DIMENSION	1.57"DIA x 3.54"H (head), 3.93"W x 5.82"H (module)

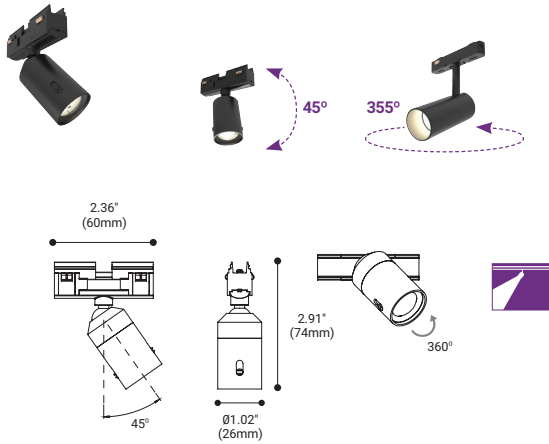
MAST
LED Lighting System

Fase¹

33 West Beaver Creek Road,
Richmond Hill, Ontario, Canada

MODULES CONT'D

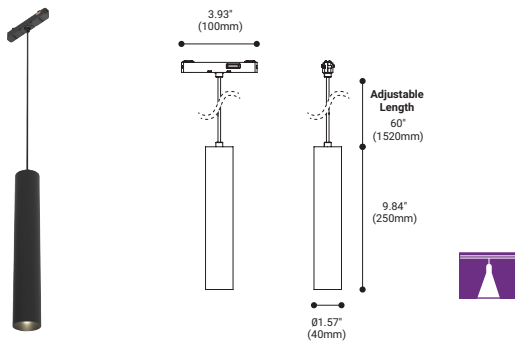
MINI SPOT LENS



MODULE SPECIFICATIONS

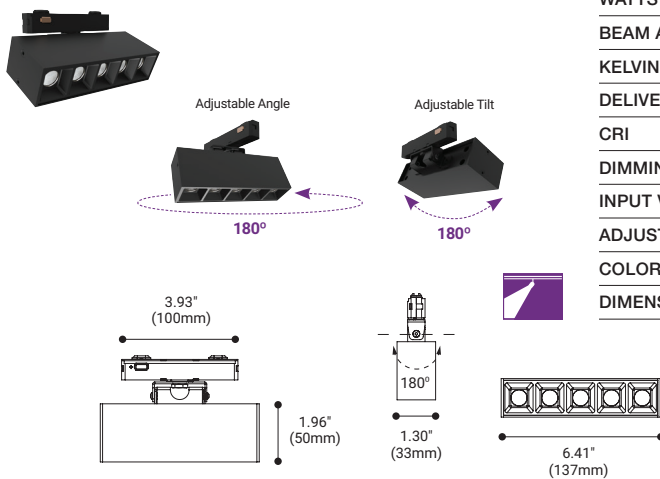
NUMBER	36513-01
WATTS	2.7W Integrated LED
BEAM ANGLE	8°-20°
KELVIN	3000K
DELIVERED LUMENS	70lm
CRI	90+
DIMMING	TRIAC Standard, 0-10V is consult factory
INPUT VOLTAGE	24V
ADJUSTABLE HEAD	45°, 355°
COLOR	Black
DIMENSION	1.02"Dia x 2.91"H (head), 2.36"W x 2.91"H (module)
DRIVER	24V DC - 96W

12" LED LENS



NUMBER	36520-01
WATTS	6.4W Integrated LED
BEAM ANGLE	200°
KELVIN	3000K
DELIVERED LUMENS	330lm
CRI	90+
DIMMING	TRIAC Standard, 0-10V is consult factory
INPUT VOLTAGE	24V
ADJUSTABLE HEAD	N/A
COLOR	Black
DIMENSION	1.57"Dia x 9.84"H (head), 3.93"W x 69.84"H (module)

MULTIPLES LENS



NUMBER	36517-01
WATTS	11W Integrated LED
BEAM ANGLE	30°
KELVIN	3000K
DELIVERED LUMENS	790lm
CRI	90+
DIMMING	TRIAC Standard, 0-10V is consult factory
INPUT VOLTAGE	24V
ADJUSTABLE HEAD	180°
COLOR	Black
DIMENSION	6.41"L x 1.30"W x 1.96"H

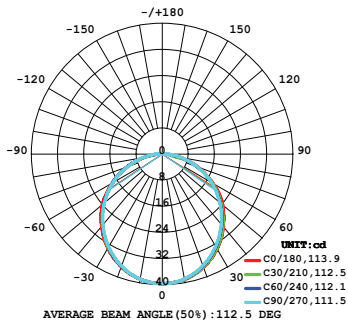
MODULAR LIGHT TECHNOLOGY



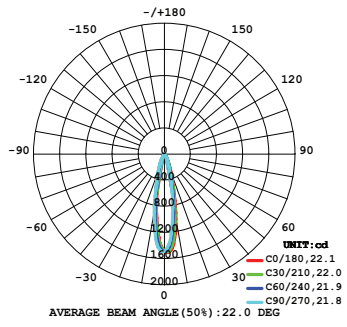
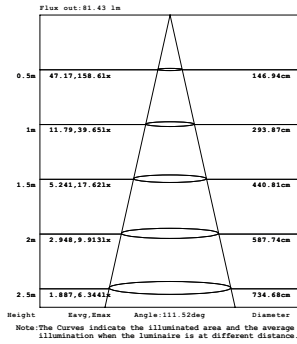
MAST
LED Lighting System

Fase¹
33 West Beaver Creek Road,
Richmond Hill, Ontario, Canada

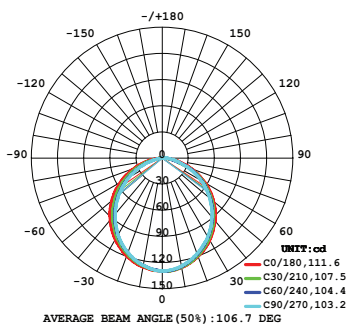
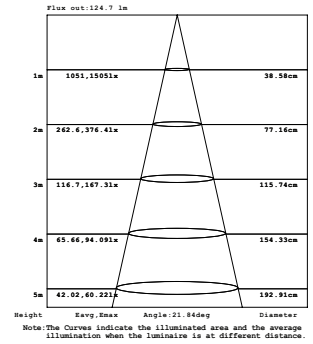
PHOTOMETRICS (METRICS)



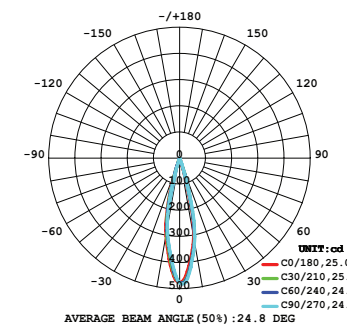
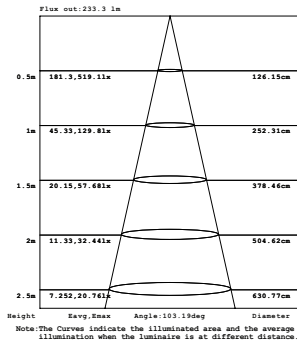
36498-01



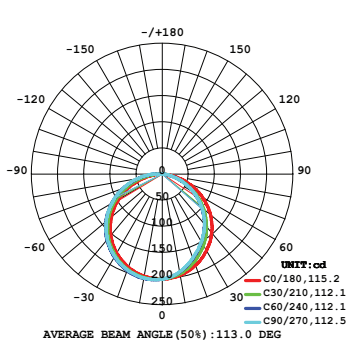
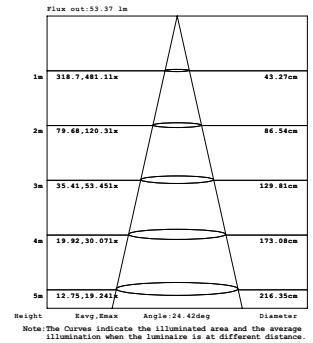
36512-01



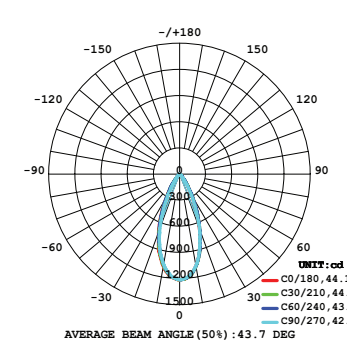
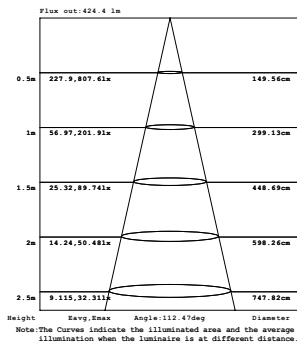
36499-01



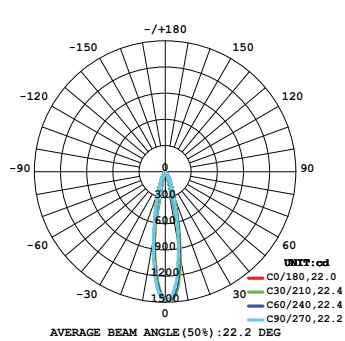
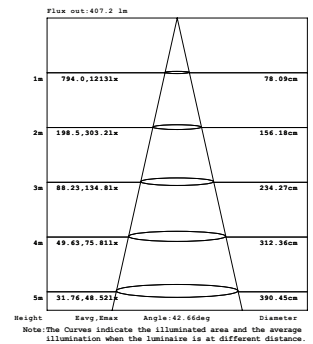
36513-01-25R



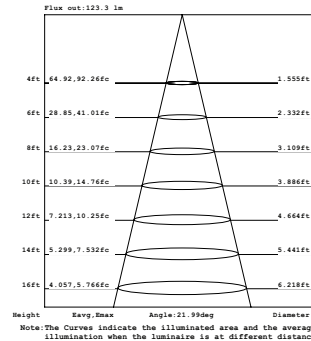
36500-01



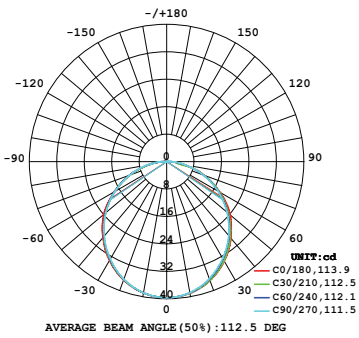
36517-01



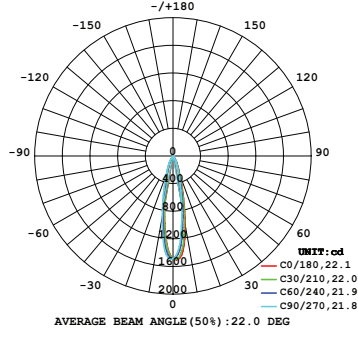
36520-01



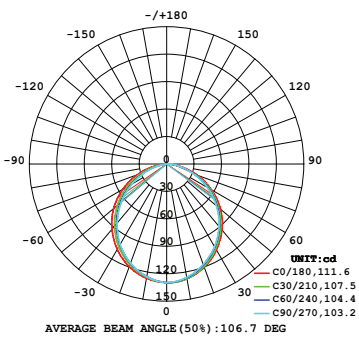
PHOTOMETRICS (IMPERIAL)



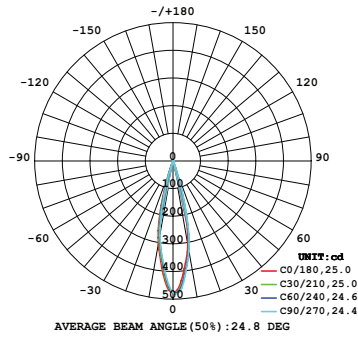
36498-01



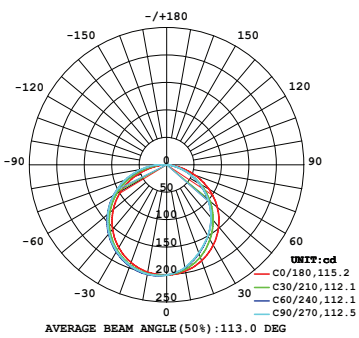
36512-01



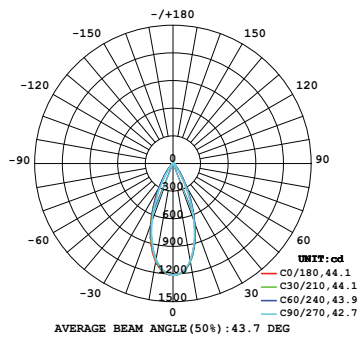
36499-01



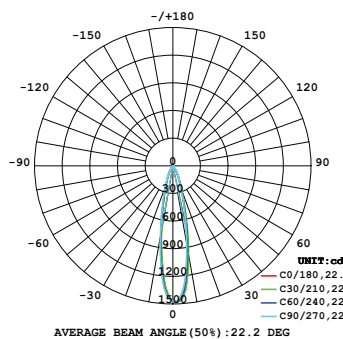
36513-01-25R



36500-01



36517-01



36520-01

